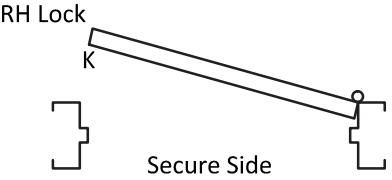
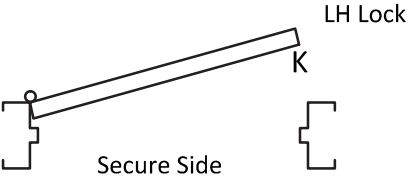
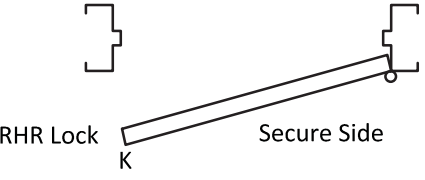
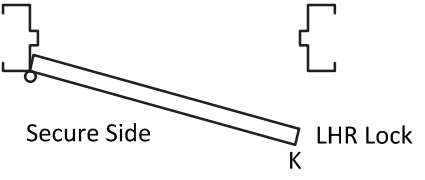
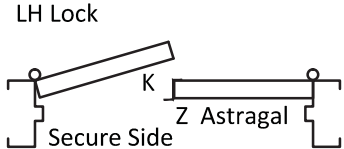
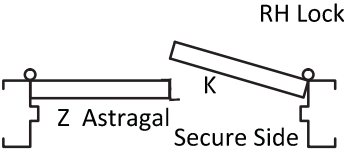
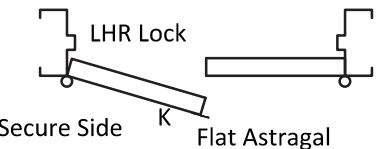
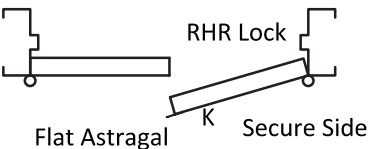


## GENERAL INFORMATION

### HANDING

To determine the hand of a door, view the door from the Secure Side (the side the hinges are on is the hand of the door).

- If the door swings away from the viewer, the hand is regular hand, i.e., right or left hand.
- If the door swings to the viewer, the door is reverse swing, i.e., right hand reverse swing or left hand reverse swing.

<p>Right Hand Door (swing in) Right Hand Frame</p>  <p>RH Lock K</p> <p>Secure Side</p>	<p>Left Hand Door (swing in) Left Hand Frame</p>  <p>LH Lock K</p> <p>Secure Side</p>
<p>Right Hand Reverse Door (swing out) Left Hand Frame</p>  <p>RHR Lock K</p> <p>Secure Side</p>	<p>Left Hand Reverse Door (swing out) Right Hand Frame</p>  <p>LHR Lock K</p> <p>Secure Side</p>
<p>Pair of Doors - LH Active (swing in) Double Door Frame - LH Active</p>  <p>LH Lock K</p> <p>Z Astragal</p> <p>Secure Side</p>	<p>Pair of Doors - RH Active (swing in) Double Door Frame - RH Active</p>  <p>RH Lock K</p> <p>Z Astragal</p> <p>Secure Side</p>
<p>Pair of Doors - LHR Active (swing out) Double Door Frame - RH Active</p>  <p>LHR Lock K</p> <p>Flat Astragal</p> <p>Secure Side</p>	<p>Pair of Doors - RHR Active (swing out) Double Door Frame - LH Active</p>  <p>RHR Lock K</p> <p>Flat Astragal</p> <p>Secure Side</p>

