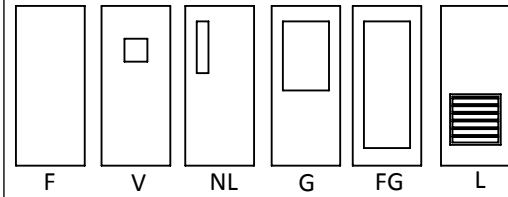
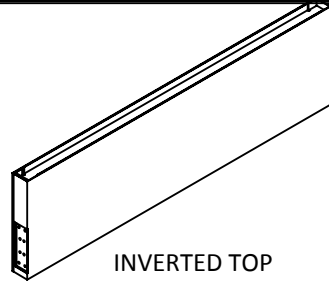
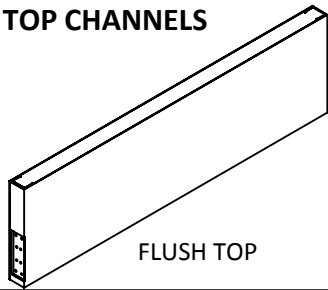
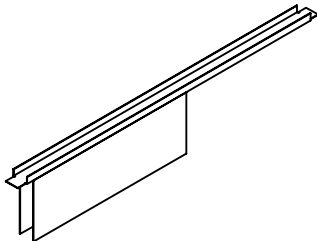


① TOP CHANNELS



② CLOSER REINFORCEMENT



③ VERTICAL EDGE

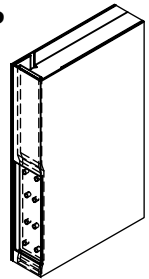
STANDARD



NVS

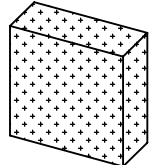


④ HINGE PREP



⑤ CORE

POLYSTRENE




⑥ LOCK EDGE

BEVELED EDGE



SQUARE EDGE



⑦ LOCK PREP

FOR LOCK PREPS  
SEE DOOR PREP PAGE

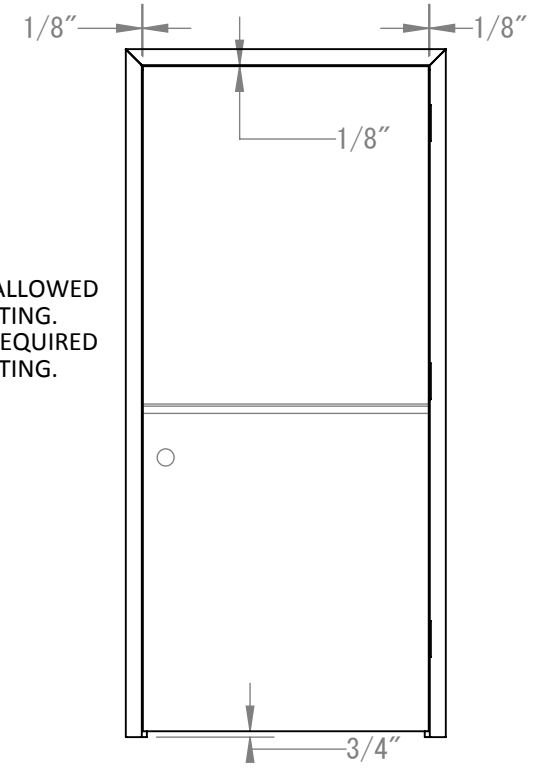
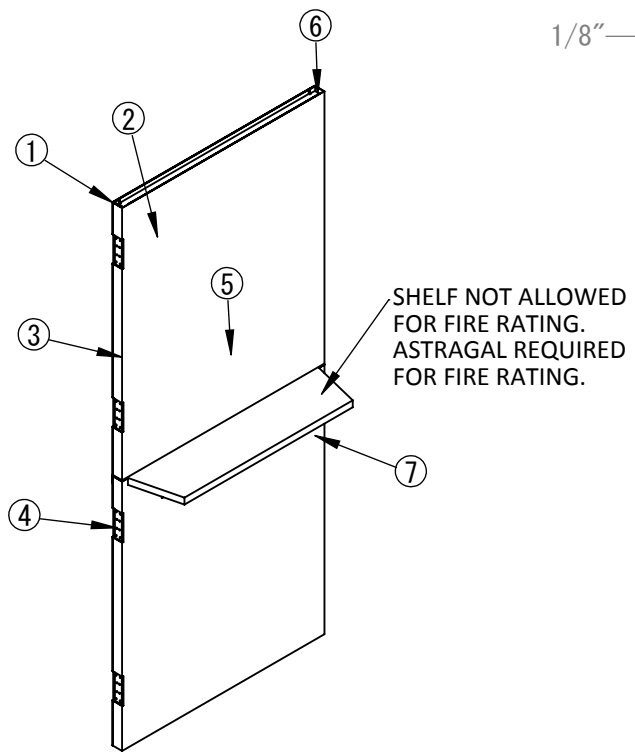
DOOR MEETS OR EXCEEDS ANSI 250.4 PERFORMANCE TEST:

20 GAUGE STEEL (500,000 CYCLES)

18 & 16 GAUGE STEEL (1,000,000 CYCLES)

DOORS MEET LEED REQUIREMENTS AND BUY AMERICAN STANDARDS.

LABELING AGENCIES:  
UNDERWRITES LABRATORY INC.  
WARNOCK HERSEY INTL.  
FACTORY MUTUAL SYSTEM



**NDD SERIES DOOR**  
DUTCH DOOR

AVAILABLE IN:  
14, 16, 18, 20  
GAUGE  
CR, A60, G-90



SUB-6

DRAWN BY _____ DATE _____		ISSUE DATE	REVISIONS	BY
CHECKED _____ DATE _____				
SHT OF	JOB NO.			